

Log In for the First Time

Access the Portal

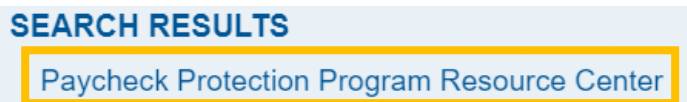
- To access the PPP Loan Portal for the first time, you might have the following options.
- Your bank might send you an email like the image below. Click on the button to open PPP Loan Portal.



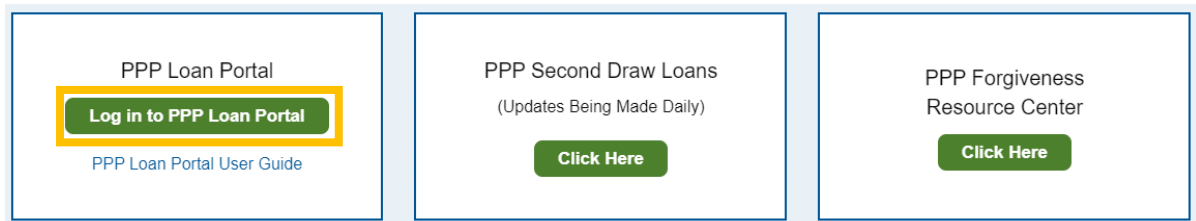
- You can also access the PPP Loan Portal from your bank's website. Simply search **PPP**.



- From the search results, select **Paycheck Protection Program Resource Center**.



- You can access the PPP Loan Portal by selecting Log in to **PPP Loan Portal**.



Log In for the First Time Sign Up

- The link will open the log in screen on your browser. Remember, **Chrome is preferred** internet browser (the application will not work in Internet Explorer)



- Select the option to Sign Up as a **New Customer**.

Welcome back!

Log in to continue.

Email

Password

[Forgot password?](#)

Log In


[New Customer? Sign Up](#)

Log In for the First Time

Create an Account

- You'll be asked to create an account by providing basic information like your Name, Phone Number, Email Address, and a Password so that you can log back into the portal at any time to continue the application or check on its status.
- Select **your preferred product** when it asks what product you are interested in.
- **Make sure to enter Email that is associated with you loan.**
- Click **Continue** when finished, you'll be prompted to verify your Email.

INSTRUCTIONS



Get your Commercial Loan

The application typically takes about 10-15 minutes.

What product are you interested in?

- Paycheck Protection Program 1st Draw Loan
- Paycheck Protection Program 2nd Draw Loan
- Paycheck Protection Program Forgiveness

Last Name

Email

Mobile

Company Name

[Continue](#)

or

[Log In & Continue](#)

Make sure to use the email that is associated with your loan

Log In for the First Time

Verify Email

- The next screen will require you to verify the email you just entered for your application.
- Select “**Verify by Email**” at the top of the screen. This will send an email with the verification code.

Success: Confirmed. You should be receiving a message shortly. [Resend](#)

Enter Verification Code

Verify By Email

Cancel Verify

- Enter the verification code, provided in the email, into the empty box and click **Verify**. This will begin your loan application.

Success: Confirmed. You should be receiving a message shortly. [Resend](#)

831494

Verify By Email

Cancel Verify

- Next, depending on your product selection, continue with the job aid that walks you through the Draw 1 or Draw 2 application.