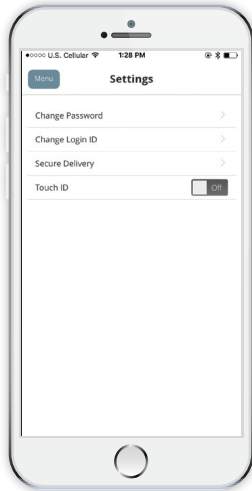


Touch ID Authentication

This tool allows you to log into Mobile Banking with the touch of your fingerprint on iPhones and iPads enabled with Touch ID.

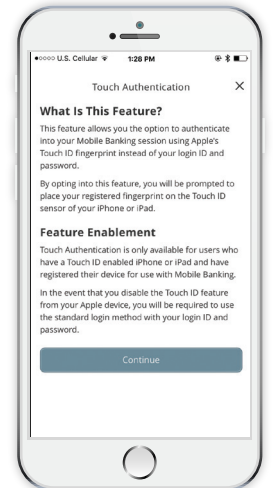


Navigate to **"Menu"** > **"Settings"** > **"Security Preferences"** in the mobile app. Turn Touch ID to On.

STEP 1

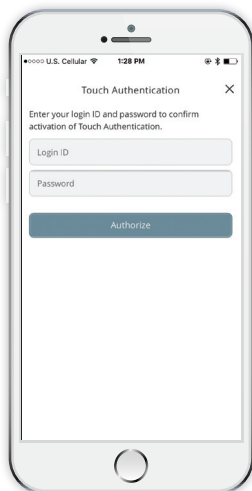
STEP 2

Tap **"Continue"** to enable Touch ID.



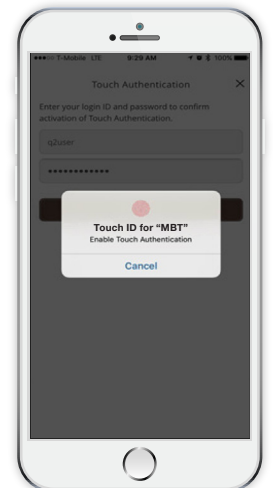
STEP 3

Re-enter your login credentials to confirm activation and click **"Authorize"**.



STEP 4

On the next prompt, hold your finger over the Touch ID button to finalize.



Only one (1) Touch ID is permitted per device. Multiple users cannot use Touch ID on the same device – even if they have different logins/accounts. Apple, the Apple logo, iPhone, and iPad are trademarks of Apple Inc., registered in the U.S. and other countries. Touch ID is a trademark of Apple Inc.